



SKEMA 8

REWRITES THE FUTURE

SKEMA 8

REWRITES THE FUTURE



BU Medical Equipment
Sede Legale Ed Amministrativa

Headquarters

CEFLA s.c. - Via Selice Provinciale, 23/a

40026 Imola (BO) - Italy

Tel. +39 0542 653111

Fax +39 0542 653344

Stabilimento
Plant

CEFLA s.c. - Via Bilocca, 14/C

40026 Imola (BO) - Italy

Tel. +39 0542 653441

Fax +39 0542 653601

Due to our policy of constant technological upgrading, the technical specifications may be subject to change without prior notice.
According to the relevant regulations, in the extra-EU areas some products and/or characteristics might have different availability and specifications. Please contact your local supplier.

CASTELLINI.COM

01/2022 CSK6GB191S00



THE HIGHEST EXPECTATIONS EVER

True to Castellini's renowned quality, improved in every aspect. Skema 8 embodies the revolution that rewrites the future of dentistry. Designed to ensure optimum performance thanks to its cutting-edge technology and complete restyling, Skema 8 is reborn to meet the highest expectations ever set.
The vision of the future has become a reality.



FIRST-CLASS DESIGN



The model Skema 8 CP has been developed to meet the specific needs of dentists who prefer instruments with hanging tubes and work mainly in the 12 o'clock position. Each and every component allows for total freedom of operation, while providing relaxation and comfort to the patient. **Ergonomic designs to suit the working style.**

SUPERIOR ERGONOMICS IN ACTION



SLIDING INNOVATION

Skema 8 provides extraordinary functionality as a result of leading-edge research. The innovative sliding system, which allows the seat to slide forward while lowering the backrest, maintains the operating zone unchanged thus the dentist has no need to move the accessories when performing the treatment. Besides increasing the comfort for the patient thanks to a reduced compression on the back, the Sliding function makes Skema 8 the perfect patient chair for small dental practices. Thanks to a seat displacement of 18cm, the doctor gains as much in terms of operating space in the 12 o'clock position, while the Soft Motion technology makes movements smoother and noiseless.

The new adjustable footrest allows for an easy and accurate disinfection.



UNIQUE PERSONAL EXPERIENCE

Being the perfect synthesis of aesthetics and functionality, the backrests combine a brand-new comfort experience with the best technological solutions. Made of a highly resistant structure with soft padding, the backrests feature a robust and easy-to-clean upholstery.



SMART SHAPING

The shape of the backrest facilitates access to the operating zone both for frontal view and indirect vision.

The surgical padding reduces the pressure points on the patient's body, favouring blood microcirculation and ensuring greater comfort.



PNEUMATIC HEADREST

The exclusive pneumatic release orbital headrest which pivots on three axes and allows for a quick and precise assisted positioning is available as an option. The button on the lower side of the headrest activates the movement.



LATERAL SLIDE FOOT CONTROL

This device lets dentists control Chip Air and Chip Water functions on the instrument in use, invert micromotor rotation (when extracted), control patient chair movement and switch on the operating light. Cabled and wireless versions available.



PRESSURE-OPERATED FOOT CONTROL

For those who prefer a pressure-operated version, this foot control provides the same functions as the lateral slide foot control. Both devices also provide, in surgery mode, peristaltic pump activation and programme changeover controls. Cabled and wireless versions available.



POWER PEDAL FOOT CONTROL

The third foot control includes all the functions of the previous models and is characterised by two additional elements to recall two more saved working positions. Cabled and wireless versions available.

THE BEGINNING OF A NEW DESIGN

With a radically innovative concept, Skema 8 stands out for its captivating design with shapes that make it extremely compact. Everything has been designed to maximise the functionality of each element, and its clean and essential lines, combined with the best technologies available on the market, represent a great revolution.



LEVERS WITH SIDEFLEX TECHNOLOGY

The instrument levers have small overall dimensions with a wide extension and sensitive balancing. Optimised with the exclusive SideFlex technology, the levers follow the tube's lateral movements thanks to the presence of a tilting joint. The levers also ensure accurate delivery without exercising traction on the operator's wrist and can be completely disassembled.

LIGHT&EASY MODULE

The **dentist's module with over-the-patient delivery** is light and easy to move.

- The vertical positioning can be activated and deactivated by lightly touching the capacitive sensor.
- Increased tubing extension capacity.
- Large and easy-to-access transthoracic tray holder.
- Self-balanced instruments to minimise dentist wrist fatigue.
- Optional end-of-stroke lock system for enhanced freedom of movement.



COMPACT TRAY HOLDER

The new compact tray holder features an essential design and small footprint, thereby ensuring the operator maximum freedom of movement.



BALANCED INSTRUMENTS

Thanks to the lever's articulated joint, the instruments are light and easy on recall. It is possible to adjust balancing and traction during position recalls.

COMFORTABLE ERGONOMICS

Designed for dentists who prefer hanging tubes, this compact module provides a wide range of positions around the operating zone. A large handle makes horizontal movements easier. The layout of the instruments makes them easier to grasp, while the containing arrangement of each housing helps in preventing possible accidental falls of the instruments during repositioning. Efficiency is also facilitated by the different inclination of the central instruments with respect to those placed on the sides.



EVERYTHING UNDER CONTROL

The full touch 7" display is located at the centre of the module front, just under the handle, where the dentist can easily reach it. It makes it possible to reduce the module's footprint and optimises the operating space.

The button for the pneumatic release and the correct height-wise positioning of the instruments is on the display. The innovative control panel makes it possible to control the operation of instruments, patient chair and integrated systems in a simple and functional way, as well as to assist dentists of all clinical specialties, from conservative dentistry to oral surgery.



TRANSTHORACIC TRAY HOLDER

The transthoracic tray holder features a wide supporting surface that does not interfere with the patient. It can be positioned and moved horizontally.



THE SIXTH INSTRUMENT

The sixth instrument can be integrated on the side of the module. The dentist can choose between intraoral camera and curing light, but the application is not available if the Zen-X X-ray sensor is installed.

THE AESTHETICS OF PERFORMANCE

Skema 8 reveals a close attention to the design and manufacturing of every technical and design element. From the innovative carbon look to the manufacturing and materials quality, every detail of the dental unit has been developed to create a comfortable and pleasant setting, rich in technology and functionality: a modern practice where dentists can fully express their expertise.



ASSISTANT'S MODULE

The assistant's module, fitted on a vertically-adjustable double arm, adapts to any working method and is available with 4 or 5 housings.

CUP FILLING SENSOR AND MOTOR-DRIVEN CUSPIDOR BOWL

Cup filling is now completely automated, thereby giving more autonomy to the patient. Together with the new motor-driven cuspidor bowl, it makes rinsing extremely fast.



FULLY INTEGRATED IMPLANTOLOGY



Skema 8 facilitates all implant surgery and operating protocols with a fully integrated implantology system, thereby allowing the doctor to use an easier implant technique and to focus exclusively on the task at hand and on the patient. The implantology configuration consists of a powerful Implantor LED induction micromotor, a peristaltic pump integrated into the dentist's module and a cutting-edge control panel that makes it possible to quickly customise and store the speed, torque and delivery rate parameters of the pump. The 7" capacitive multi-touch display is compatible with multimedia contents, as well as water and shock resistant. It is also possible to customize the user interface by recording different operator profiles on the same dental unit. Such customized setting can also be saved on a USB stick.



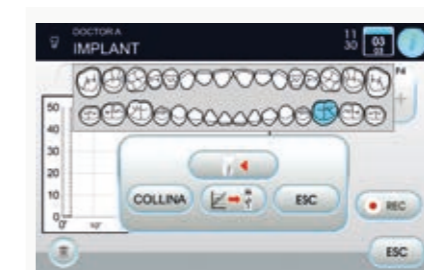
GOLDSPEED EVO R20-L CONTRA-ANGLE
Specific for surgery. Autoclavable and thermoisinfectable, it can be disassembled for thorough cleaning. With internal cooling, external spray and LED with integrated generator.



IMPLANTOR LED MICROMOTOR
Noiseless and ultra-light, the Implantor LED micromotor is vibration-free and characterised by extremely high torque. With suitable contra-angles, it can deliver up to 70Ncm.



TORQUE CURVES
The dentist can use the integrated function to record torque curves during treatment. Documentation will also be produced in an exportable form after the treatment session to keep track of the torque delivered and the tightening torque of the implant. It is possible (where an integrated camera is present) to view the curve also on the unit's built-in monitor for an even clearer view during therapy; also an asset during academic and training activities.



ACCURATE ENDODONTICS AT ALL TIMES

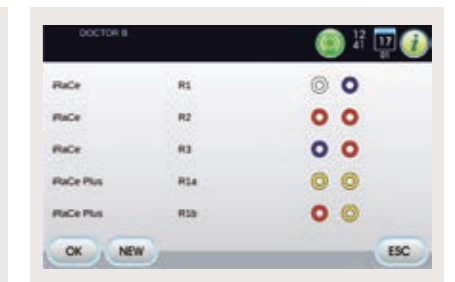


With Skema 8 all endodontic procedures and related treatments are supported thereby providing a significant help to the doctor. Thanks to a safe and precise control of the endodontic bur, to the integrated bur database and to the perfect control of specialised functions, Skema 8 becomes a must-have for endodontics. Furthermore, the dental unit provides the dentist with the most sophisticated control parameters, such as Autostop, Autoreverse and Autoforward. Thanks to a more user-friendly interface, the innovative control panel ensures excellent performance and guides the operator with instructions on the wide range of clinical functions available.



RECIPROCATING MODE

Together with the EVO E4 contra-angle, the control mode with alternating rotation allows for the use of RECIPROC®, RECIPROC BLUE® and WAVEONE GOLD® files. The endodontic file identification trademarks are not owned by Cefla or any of its associated companies.



DATABASE

For all traditional endodontic procedures, the control panel is able to automatically set optimum parameters thanks to the inbuilt database of the most common endodontic files.



LAEC - INTEGRATED APEX LOCATOR

The device helps the doctor locate the root apex through an audible and visual signal. Combined with the EVO E4 contra-angle, it also integrates the APEX-STOP function which automatically interrupts file rotation upon reaching a set safety threshold.

HIGH SPECIALISED PERFORMANCE

Manufactured to the highest technical standards and built on the valuable experience gained by Castellini over more than 80 years of history, all the instruments, handpieces and accessories are designed to meet every dentistry need. Accurate, reliable, light and easy to handle, these devices are able to improve any conservative dentistry, implant surgery and endodontic procedure.



PIEZOLIGHT 6

Available with fibre optic for LED lighting, the versatile and multifunctional ultrasound handpieces are suitable for prophylaxis, endodontics and periodontal procedures.

- Perfectly linear and controlled ultrasonic vibrations - free from parasitic lateral vibrations - with constantly self-regulated frequency according to load and tip conditions
- Extensive power adjustment range
- Self-regulating power based on the workload to prevent heating of handpiece and treated tissues
- Coolant delivery adjustable from zero to max flow rate
- Completely autoclavable



SURGISON 2

Specifically designed for oral surgery, implantology and osteotomy, it is available with a wide range of accessories for any treatment requirements. Interchangeable with Piezolith 6 and compatible with Piezosteril 6, prior replacement of the tube, the Surgison 2 handpiece is always automatically detected and driven by the dental unit. Completely autoclavable, it provides optional irrigation with sterile fluids for optimum asepsis of the operating field.



T-LED

The curing light can be used as a direct version or 120° angled version. With a high-power LED up to a maximum of 2,200mW/cm² and a 430 to 490nm emission band, the T-LED lamp offers 6 pre-set programmes and an optical guide that can be sterilised.



SYRINGE

Featuring a streamlined and easy-to-handle design, the syringe provides six functions. The handle and tip are autoclavable.



SILENT POWER TURBINES AND GOLDSPEED CONTRA-ANGLES

Castellini offers a complete set of turbines and contra-angles suitable for any field of dentistry.

PERFECT LIGHTING AT ALL TIMES



EXCEPTIONAL BRIGHTNESS

The new Venus LED MCT lamp rotates on three axes to ensure a perfect lighting of the operating field in any kind of treatment and position. Featuring exceptional brightness, it makes it possible to set specific values depending on the clinical needs.

The No Touch sensor switches on/off and adjusts the luminous intensity up to 50,000 Lux. The hermetically sealed front protective screen is easy to clean, and the handles can be removed and sterilised in autoclave.



A clear view, and hence the quality of light, are essential for the dentist who has to be able to always perform in perfect artificial lighting conditions. Skema 8 proposes the new Venus LED MCT, a high-performance lamp. This operating light works with a long-lasting and energy-efficient LED light source, and is characterised by a three-axis rotation as well as by the possibility to make several light adjustments.



TEMPERATURE ADJUSTMENT

The innovative system makes it possible to illuminate with the right light every clinical discipline, with 3 different temperature values: warm, neutral and cool light.

CRI VALUE

Absolute colour fidelity thanks to a colour rendering that on a 0 to 100 measuring scale stands above 95.

COMPOSITE MODE

The quick and easy activation of the Composite mode prevents the pre-curing of composite materials.



WARM, NEUTRAL AND COOL COLOUR

All the temperature variations, from warm to neutral or cool and vice versa, can be easily activated and always ensure a perfect view of the operating field according to the treatment being performed.

COMPOSITE MODE

This feature changes the light wavelength to prevent the pre-curing of composite materials while ensuring optimum lighting of the operating field.

SAFE AND CERTIFIED HYGIENE

The constant synergy with the most prestigious university centres in the field of clinical research is one of Castellini's cornerstones since its inception. Providing patients with a perfectly safe clinical environment is one of the most delicate and important tasks for a dentist. That is why efficient and easy-to-apply hygienic devices facilitate the activities of a dental practice and optimise its work-flow.



M.W.B.

Reliable and efficient, the M.W.B. system, used in conjunction with Peroxy Ag+, acts against all water-borne contaminants, including Legionella. Tests carried out on a dental unit over a 3-month observation period showed that a regular use of M.W.B. and daily performance of an intensive disinfection cycle with the Autosteril system, ensure outstanding water hygiene quality, with bacterial loads kept at zero.



AUTOSTERIL

The new Skema 8 dental unit is equipped with a high-end system for the disinfection of all the spray water circuits. Provided with an inbuilt receiving area, it facilitates instruments positioning and cycle performance. Used together with Peroxy Ag+, the Autosteril system ensures a mycobactericide, bactericide and anti-Legionella action, certified by the Sapienza University of Rome. Autosteril helps hygienisation at the end of a day's session and allows for short cycles to be carried out in the following steps:

- circuit draining with compressed air;
- addition of 3% H₂O₂ to the spray water circuits;
- 'hold time' allowed for liquid to work to intensive disinfection results;
- liquid draining with compressed air;
- water flushing (either from mains or distilled).

The analysis performed by the Sapienza University of Rome on the effectiveness of the Autosteril system proved that the disinfection provided is sufficient to "eradicate all tested microbes from the piping of the dental unit, even with higher contamination levels."



TIME FLUSHING

To drain stagnant fluid inside the piping after use, the Time Flushing feature carries out a complete water exchange with a timed flow of the supply fluid.



S.S.S. BOTTLE

The stand-alone supply system is equipped with a 1.8 litre capacity pressurised tank, easily accessible from outside to facilitate filling or replacement.



FULL AND EFFECTIVE PROTECTION



S.H.D.

The flushing and hygienisation of the suction system with water and a special liquid take approximately 2 minutes: the ideal timing for a cleaning procedure between patients.

To maintain outstanding levels of hygiene on both the dental unit and in the workplace, Castellini has developed an advanced passive protection concept. Thanks to the careful design of every component of Skema 8, patients and medical staff are constantly protected against any risk of contamination.



DETACHABLE INSTRUMENT TUBING

Removable and easily disinfected, the tubes make cleaning and replacement operations easier and faster.



REMOVABLE DENTIST'S MODULE HANDLE

It can be easily removed for maximum hygiene.



REMOVABLE LAMP HANDLES

They can be easily removed and cleaned in autoclave.



GLASS DISPLAY FILM

Disposable film for the protection of assistant's keypad and Full Touch control panel.



CUSPIDOR BOWL

The cup-and-bowl-fill unit can be easily removed and sterilised in autoclave. The cuspidor bowl is also removable and autoclavable.



FILTERS + UNIT COVER

Smartly protected by a cover, the filters can be easily removed to facilitate draining and cleaning operations.

CONNECTED CLINIC

Designed to provide connection to the Internet through Easy Check, Castellini's dental unit features a range of optional cutting-edge digital services. With the aim of improving the effectiveness of the clinic, each dental unit connected can benefit from a real-time diagnostic service and remote technical support.



DASHBOARD

Through a simple dashboard, the dentist can monitor the dental unit activity in all its functions and analyse the effectiveness of the dental practice. In large dental practices, this is a useful tool to manage significant workloads and plan maintenance activities.

VIRTUAL ASSISTANT

Di.V.A. (Digital Virtual Assistant) is the virtual assistant which optimises the workflow of your advanced dental practice. In addition to being viewable on PC, Di.V.A. can be easily consulted on smartphones and tablets.

EXCELLENT MULTIMEDIA COMMUNICATION

Castellini multimedia system is the result of a reliable, efficient and cutting-edge technology and consists of an inbuilt camera with HD sensor and 90° viewing angle, as well as a 22" monitor certified by the EEC Medical Devices Directive. It provides an excellent multimedia communication that allows to simplify doctor-patient relations and makes treatment results more effective and understandable.



INTEGRATED HD CAMERA

The integrated camera features a streamlined design for a better use inside the oral cavity, and an ergonomic handle. HD-quality images ensure perfect rendering and maximum investigation accuracy.

- Optical system with 7 glass lenses and 16:9 format sensor
- Partially retroflexed 90° viewing angle
- Depth of field from 5 to 70mm
- Freeze-frame activation through the touch-sensitive key

The easy-to-attach and remove Macro Cap accessory magnifies up to 100x to deliver detailed and extremely sharp images.



22" LED MONITOR

The 22" LED monitor with 16:9 format, Medical Device 93/42 certified, ensures a perfect view of the images, as well as an easy and comfortable interaction thanks to its ergonomic design and to the special IPS panel that provides a wide viewing angle. The images are managed by the new Full Touch Multimedia control panel that allows for the adjustment of the image contrast levels, colours, rotation and zooming. The monitor can be integrated into the dental unit either with a single arm or a double-jointed arm for a greater involvement of the patient and a more comfortable use.

NEW CASTELLINI DIAGNOSTICS

The integrated X-ray unit is able to meet every diagnostic need and is designed to ensure improved ergonomics and greater patient's involvement.



RXDC WITH EXTEND TECHNOLOGY

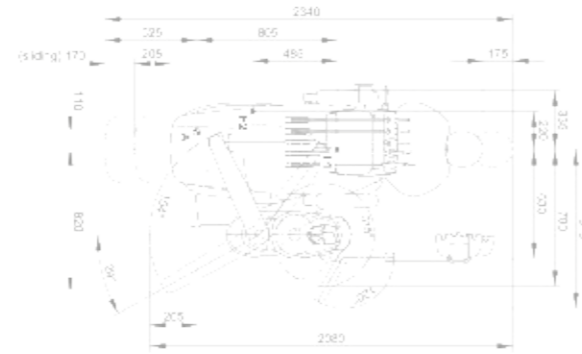
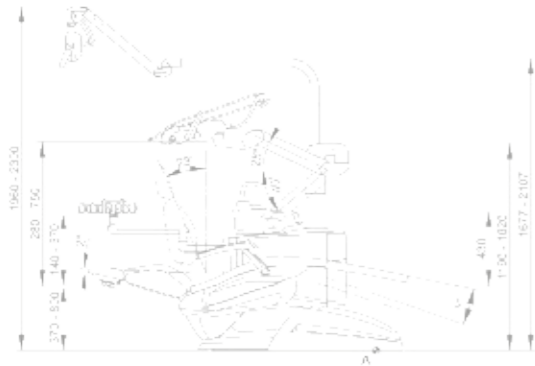
Thanks to an extensive internal collimation and an extremely small focal spot, the X-ray unit provides high-quality images to quickly make a correct and accurate diagnosis.

The integrated Zen-X sensor, available in two sizes, is housed in the dentist's module, thereby making the acquisition of intraoral X-ray images faster. In a matter of seconds, the reprocessed image is displayed on both monitor and control panel.

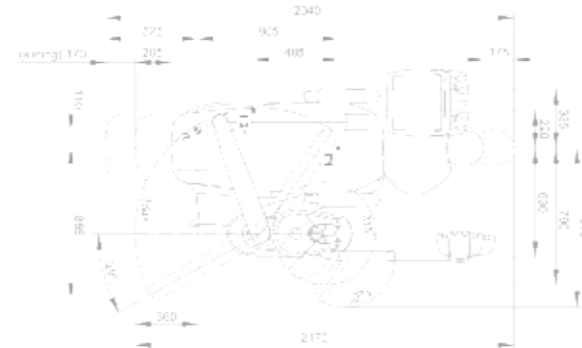


TECHNICAL DATA

SKEMA 8



SKEMA 8 CP



The measures in the drawings are in millimetres.



COLOUR RANGE

- 102 Atlantic blue
- 113 Pacific blue
- 106 Mediterranean blue
- 136 Indian blue
- 101 Caribbean green
- 123 Polynesian green
- 103 Nevada yellow
- 115 Scottish salmon
- 132 Blueberry violet
- 134 Japanese wisteria
- 135 Venetian red
- 130 Graphite black
- 121 Anthracite grey
- 137 Bright silver

SURGICAL PADDING

- 198 Atlantic blue
- 183 Pacific blue
- 196 Mediterranean blue
- 186 Indian blue
- 197 Caribbean green
- 193 Polynesian green
- 182 Nevada yellow
- 195 Scottish salmon
- 192 Blueberry violet
- 184 Japanese wisteria
- 194 Venetian red
- 180 Graphite black
- 199 Anthracite grey
- 187 Bright silver



SKEMA 8	OVER THE PATIENT DELIVERY	HANGING TUBES
HYGIENE SYSTEMS		
Separate supply system	●	●
Autosteril A (Automatic) for disinfection of the water circuit	○	○
Multi Water Bio controller - MWB. (EN 1717-compliant water infeed unit with continuous disinfection system)	○	○
Time Flushing (quick wash cycle of the water circuit)	○	○
Suction Hoses Disinfection (Wash and disinfection of suction system)	○	○
DENTIST'S MODULE		
Instrument lever system with SideFlex technology	●	-
Turbine kit complete with Silent Power Evo 4L fibre optics, quick coupling handpiece	●	●
Turbine kit complete with Silent Power Evo Miniature fibre optics, quick coupling handpiece	○	○
Induction Micromotor Implantor LED fibre optics kit (100-40,000rpm - 5.3Ncm)	●	●
Peristaltic pump kit with saline solution irrigation set	○	○
"Torque curves" implantology function	○	○
Piezosteril 6 scaler kit complete with 4 tips	○	○
Piezolight 6 scaler kit with fibre optics with 4 tips	○	○
Surgison 2 surgical ultrasonic kit	○	○
LAEC (Integrated Apex Locator)	○	○
Module for Implantor LED motor Reciprocating Mode	○	○
T-LED curing light kit	○	○
Instrument lever stop kit	○	-
6-way stainless steel syringe kit	●	●
6th instrument kit (curing light or camera handpiece)	○	○
Integrated X-ray sensor	○	○
ASSISTANT'S MODULE		
T-LED curing light kit	○	○
3-way stainless steel syringe kit	○	○
6-way stainless steel syringe kit	○	○
Removable and disinfected suction tubes	●	●
Removable and autoclavable suction cannulae	●	●
Assistant's module with 4 housings and capacitive keypad mounted on self-balancing arm	●	●
Assistant's module with 5 housings and capacitive keypad mounted on self-balancing arm	○	○
Tray holder module on assistant's module	○	○
OPERATING LIGHT		
Venus LED MCT lamp	●	●
UNIT BODY		
Swivel and removable motor-driven cuspidor bowl with filling sensor	●	●
Water-to-cup heater	○	○
Instrument spray heater	○	○
Cannulae independent selection	●	●
Air/water supply quick couplings for external devices	○	○
Multimedia cables and PC connections	●	●
Tray holder table in place of bowl	○	○
PATIENT CHAIR		
SOFT-MOTION and Sliding feature	●	●
Pneumatic release headrest with 3-axis movement	●	●
Lateral slide foot control complete with joystick	●	●
Lateral slide foot control complete with joystick - wireless	○	○
Pressure-operated foot control with Joystick and spray on/off kit	○	○
Pressure-operated foot control with Joystick and spray on/off kit - wireless	○	○
Foot control, Power Pedal type	○	○
Foot control, Power Pedal type - wireless	○	○
Left armrest	○	○
Right armrest	○	○

● = supplied as standard ○ = optional - = not available