



**PUMA ELI AMBIDEXTROUS**  
**PERFECT POSITIONING**  
**FOR ANY STYLE**

**PUMA ELI AMBIDEXTROUS**  
**PERFECT POSITIONING**  
**FOR ANY STYLE**

CASTELLINI.COM



**BU Medical Equipment**  
**Sede Legale Ed Amministrativa**  
**Headquarters**  
CEFLA s.c. - Via Selice Provinciale, 23/a  
40026 Imola (BO) - Italy  
Tel. +39 0542 653111  
Fax +39 0542 653344

**Stabilimento**  
**Plant**  
CEFLA s.c. - Via Bilocca, 14/C  
40026 Imola (BO) - Italy  
Tel. +39 0542 653441  
Fax +39 0542 653601

Due to our policy of constant technological upgrading, technical specifications may be subject to change without prior notice. According to the standards in force, in extra-EU areas the availability and specifications of some products and/or characteristics may vary. Please contact your local distributor for further information.

CASTELLINI.COM

03/2021 CELLAGB201S00



# STREAMLINED VERSATILITY

Compact, light and practical - also in the switchover from right-handed to left-handed user configuration - the Puma ELI Ambidextrous dental unit retains an essential streamlined style and ensures performance always meets the dentist's every clinical requirement.  
**Free to change.**



# BALANCE AND COMFORT

Essential and balanced, the hanging tubes model ensures maximum flexibility on both the dentist's and assistant's sides. Fluid module movements and an extension of the arm system allow personnel to reach all around-the-patient working positions with ease. **Free to move.**



# WORKING FREEDOM

For dentists seeking a tool that will provide full working freedom, the Cart or Single Cart solution gives dentists outstanding comfort. Practical in any clinical circumstance, Cart is suitable for any surgery, even where there are considerable space restrictions.  
**Working without restrictions.**



# VERSATILITY, ANYWHERE

The most versatile solution in the Castellini range, the Puma ELI Ambidextrous lets dentists personalise the dental unit according to their individual needs. While it can be used on its own, the patient chair can also be completed with the assistant's side, suction and a light complete with multimedia workstation. An orthodontics version is also available. The right combination is simply a matter of choice.  
**Managing space.**




# ORTHODONTICS SPECIALISATION

The model designed for orthodontists supplements the arm with a special dentist's module and control panel. It rotates easily to reach both sides of the chair and can be completed with the tray holder for easier use. Also available is the auxiliary tray holder arm - extremely practical for the orthodontist as it ensures lots of extra workspace.  
**All-inclusive comfort**



## **Enhanced control**

Thanks to the module that can be configured with two dynamic instruments in addition to the two cannulas and syringe, the orthodontist can rely on a work tool that meets any operating needs. The user can choose from the turbine, scaler and micromotor - all instruments controlled from the panel. The display allows the operating parameters to be viewed, while the speed and power are set from the keyboard. Controls are also available for the light and for the patient chair movement



# INSTANT REVERSIBILITY

Designed to provide multi-operator dental surgeries or university dental schools with outstanding flexibility, the Puma ELI Ambidextrous dental unit offers an immediate solution with a rapid switchover from right-handed to left-handed user set-up.



## UNIVERSAL ADAPTABILITY

Sequence simplicity and the lightness of the parts being moved mean the dentist and assistant sides can be inverted with just a few simple adjustments. Switchovers can be performed by either dentist or assistant, alone and with ease. The dentist's module can be moved to the opposite side of the unit in just a few seconds by rotating it on the fixed pin under the seat.

Simply remove the cover to release the unit body support, which shifts from one side of the unit to the other with a simple transfer movement.



# COMFORT ABOVE ALL ELSE

This model - which remains compact and suitable for less spacious surgeries even though it can be converted for left-handed use - is built to be practical and versatile. Quickswitch reversibility ensures the dental team can take advantage of optimal ergonomics. Thanks to the outstanding agility of the relative arms, the module can be positioned to meet every clinical need.



## **DENTIST'S MODULE**

The module for over-the-patient delivery instruments can be positioned effortlessly, accompanying the dentist's every move. Thanks to the articulated joint of the levers, instruments are light and easy on recall.

## **SIDEFLEX TECHNOLOGY**

The SideFlex tilting joint enables lateral movements without exercising traction on the operator's wrist. The levers can be completely disassembled and their balancing and traction during position recalls can be adjusted. The levers with SideFlex technology are available as an option.



## **RE-POSITIONABLE CONTROL PANEL**

To complete the transformation and make the dental unit fully ambidextrous, the optional LCD Touchscreen lets users shift the control panel to the other side of the dentist's module, thus optimising operational ergonomics. After detaching it, just rotate the connector 180° and reconnect it to the module.



## **TRAY HOLDER**

The stainless steel tray holder rotates and can easily be removed from the swivel support for sanitisation purposes. A compact version (see photo above) of minimum size and bulk is available.



# UNHINDERED MOVEMENT

The Puma ELI Ambidextrous with hanging tubes has an arm system that allows the dentist's module to be positioned anywhere within an extensive operating area, to the patient's right or left. The assistant's module is, thanks to the extensive support arm, always readily available for use during treatment whether an assistant is present or not.



## DENTIST'S MODULE

The layout has specifically been designed to facilitate pick-up; for example, instruments are placed in holders with tilt angles that vary from the central holders to the outer ones.

Designed to facilitate instrument re-positioning, the holder always ensures maximum stability. Featuring a wraparound shape and ergonomic design, the handpiece holder smooths the dentist's workflow.



## SIXTH INSTRUMENT

To the side of the module the dentist can add the intraoral camera or curing light.



## TRANSTHORACIC TRAY HOLDER

The optional transthoracic tray holder features a broad support surface that does not interfere with the patient. It can be positioned and moved horizontally.

# IMMEDIATE CONTROL


To make the dentist's work easier and treatment more efficient, it's important to be able to control instruments and integrated systems via a simple, user-friendly console. Dentists can monitor and set operating parameters via the touchscreen with alphanumeric keyboard and X-ray viewer or with an optional advanced-function LCD Touchscreen.



## TOUCHSCREEN CONTROL PANEL

Puma ELI Ambidextrous is equipped with a new instrument control panel with touchscreen and integrated X-ray viewer. An alphanumeric display allows for smooth conservative dentistry function management, providing essential data and allowing operating parameters to be set directly. The "clean" button temporarily disables the touchscreen to allow sanitisation.

The optional panel with LCD Touchscreen allows for memory programming, endodontic functions (where there is a dedicated micromotor) and the display of the integrated apex locator.



## LAEC - INTEGRATED APEX LOCATOR

The device helps the doctor locate the root apex through an audible and visual signal. Combined with the EVO E4 contra-angle, it also integrates the APEX-STOP function which automatically switches the bur off upon reaching a set safety threshold.

## EVO E4 CONTRA ANGLE

Suitable for any type of endodontic treatment, the device features the Castellini apex locator APEX-STOP function.

## ENDODONTICS

Together with a dedicated contra-angle, Puma ELI Ambidextrous with LCD Touchscreen integrates software and functions to support endodontic practices and related treatments. For all traditional endodontic procedures, the LCD Touchscreen can automatically set and store optimum operating values.

# PERFECT INTEGRATION

Complete integration of instruments is essential for optimising surgery workflows. Setting operational parameters via the control panel is extremely user-friendly. Moreover, the degree of personalisation, together with the intrinsic quality of the handpieces, boosts therapeutic efficacy and efficiency.



## HANDY POWER MICROMOTOR

Handy Power is an extremely lightweight, compact brushless micromotor, available with or without LED lighting. Handy Power offers silent running and is vibration-free. Requires only minimal maintenance thanks to the exceptional reliability of brushless technology. Suitable for conservative and prosthetic dentistry.

- Speed from 100 up to 40,000 rpm with 1:1 ratio
- Maximum torque up to 3.3 Ncm
- Possibility of pre-setting maximum speed



## IMPLANTOR LED MICROMOTOR

A latest-generation brushless micromotor, the Implantor LED is noiseless, ultra-light, vibration-free and characterised by extremely high torque and outstanding reliability. Performance is outstanding and, with the right contra-angle, it can also be used for endodontics (with the LCD Touchscreen).

- Speed from 100 up to 40,000 rpm with 1:1 ratio
- Electronic torque control up to max. 5.3 Ncm
- Completely autoclavable.
- Possibility of pre-setting maximum speed and maximum torque



## PIEZOLIGHT 6

Available with fibre optic for LED lighting, the versatile and multifunctional ultrasound handpieces are suitable for prophylaxis, endodontics and periodontal procedures.

- Perfectly linear and controlled ultrasonic vibrations - free from parasitic lateral vibrations - with constantly self-regulated frequency according to load and tip conditions.
- Extensive power adjustment range.
- Self-regulating power based on the workload to prevent heating of handpiece and treated tissues.
- Coolant delivery adjustable from zero to max flow rate.
- Completely autoclavable.



## T-LED

The curing light can be used as a straight or 120° angled version. With a high-power LED up to a maximum of 2,200 mW/cm<sup>2</sup> and a 430 to 490 nm emission band, the T-LED lamp offers 6 pre-set programmes and a sterilisable optical guide.



## SYRINGE

Featuring a streamlined and easy-to-handle design, the syringe is available both in the three-way and the optional six-way version. The handle and tip are autoclavable.



## SILENT POWER TURBINE AND GOLDSPEED CONTRA-ANGLES

Castellini offers a complete set of turbines and contra-angles suitable for all fields of dentistry.


# COMFORT FOR ALL

Comfort for patient and staff alike is a must, contributing to excellent outcomes, however serious or superficial the treatment. Patients who feel at ease will be more collaborative, providing benefits for the dental team too. That's why the Puma ELI Ambidextrous has been designed to maximise patient comfort.



## SOFT-MOTION TECHNOLOGY

The Soft-Motion technology on the Ambidextrous Dama patient chair ensures fluid start-stop movements by minimising vibration and ensuring exceptionally silent running during patient repositioning.



## THE BENEFITS OF WELL-BEING

Thanks to compensated movements between backrest and seat, the patient chair accompanies the patient gently, minimising compression in the lumbar area. Movements are always gently reassuring, helping to create a sensation of well-being during treatment.

Available as an optional feature, the padded upholstery adapts to patients of any build, ensuring proper anatomical support and maximum comfort at all times.



## PNEUMATIC HEADREST

Available as an optional, the exclusive pneumatic-release orbital headrest pivots on three axes and allows for quick, precise assisted positioning. The button on the lower side of the headrest activates the movement.



## STANDARD HEADREST

The easy-to-adjust headrest can be adapted to patients of different heights.



## SUCTION STOP

Comfortably within reach of both dentist and assistant: when pressed, the patient chair base acts as a suction-disabling pushbutton.



## KEYPAD

Located on the side of the seat, this keypad lets users control patient chair movement and allows set positions to be saved and recalled.



## LATERAL SLIDE FOOT CONTROL

This device lets dentists control Chip Air and Chip Water functions on the instrument in use, invert micromotor rotation (when extracted), control patient chair movement and switch on the operating light. Cabled and wireless versions available.



## PRESSURE-OPERATED FOOT CONTROL

For those who prefer a pressure-operated version, this foot control provides the same functions as the lateral slide foot control. Cabled and wireless versions available.



## POWER PEDAL FOOT CONTROL

The third foot control includes all the functions of the previous models and is characterised by two additional elements to recall two more saved working positions. Cabled and wireless versions available.

# THE IMPORTANCE OF THE ASSISTANT

Castellini has always recognised the significance of the assistant's role. That's why we provide a variety of solutions to meet every possible preference. The module arm may be of the single or height-adjustable and double-articulated type to place it nearer the patient. Connected to the unit body, the module performs the same movement both leftward and rightward.



## **ASSISTANT'S MODULE**

The assistant can manage a wide range of functions via the on-module control panel. This lets dentists focus their attention on actual treatment. In addition to patient chair movement controls, there are also controls for the lighting, cuspidor bowl and Autosteril system.

On ambidextrous models with a unit body, the assistant's module can be equipped with an optional stain-less steel tray holder.



## **OPTICAL SENSOR**

Cup filling is completely automated via an optical sensor, giving the patient greater autonomy. Made of ceramic, the cuspidor bowl is position-adjustable to provide maximum rinsing comfort.



## **PERSONALISED CONFIGURATIONS**

The assistant's module can be adapted to clinical situations in which treatment is performed by dentists working alone or with an assistant. It is available with 4 or 5 holders. In addition to syringe and suction cannulae, it is also possible to add a camera and a curing light or a dynamic instrument.



# WIDE SELECTION OF OPERATING LIGHTS

Castellini offers dentists a wide selection of Venus series lamps with a broad performance range. All lamps are designed to be easily adjustable, ergonomic and let dentists select the lighting level that best suits their clinical needs. In addition to the supplied standard Venus E LED lamp, three other models can be fitted as optional equipment items.



## VENUS LED MCT LAMP

Featuring exceptional brightness, this lamp makes it possible to set specific temperature values as per clinical requirements: warm, neutral or cool light. The No Touch sensor can switch the lamp on/off and adjust light intensity up to 50,000 Lux. The hermetically sealed front screen is easy to clean, and the handles can be removed and sterilised in an autoclave.

In composite mode the light wavelength is modified to prevent pre-curing of the composite materials, simultaneously ensuring optimal lighting of the operating area.



## VENUS E LED LAMP

Supplied as standard with 3-axis movement, front panel, removable handles and six LED sources to minimize shadows. Light intensity can also be set, via the sensor, within the 7,000 - 40,000 Lux range. The No Touch sensor lets the user switch the lamp on/off without touching any button.



## VENUS PLUS LAMP

High-performing operating light with three-axis rotation for precision adaptation of spotlight to the oral cavity. Adjustable light intensity from 8,000 to 35,000 Lux. Colour temperature 4,900 K, rear fan, removable handles suitable for cold-disinfection.



## VENUS LED LAMP

This LED operating light rotates on three axes, is equipped with the No Touch sensor to switch it on and adjust light intensity and features an easy-to-clean hermetically sealed front screen. Max. 50,000 Lux, colour temperature 5,000 K, autoclavable handles.

# INTEGRATED MULTIMEDIA SYSTEM



## INTEGRATED VIDEO CAMERA

The camera features a streamlined design to improve use inside the oral cavity; it also has an ergonomic handle. HD-quality images ensure perfect rendering and maximum investigation accuracy. The optical system has a depth of field of 5 - 70 mm. The 16:9 HD sensor adapts perfectly to the LED monitor aspect ratio. The freeze-frame function is activated via the touch-sensitive key.

The easy-to-attach and remove Macro Cap accessory magnifies up to 100x to deliver detailed, extremely sharp images.



The advantage of having an image-based communication system integrated on the patient chair is that it speeds up workflows and diagnosis. The multimedia system (optional) consists of a camera with HD sensor, an X-ray sensor integrated on the module and a 22" LED monitor with a 16:9 aspect ratio. Obtaining, illustrating and sharing information with patients without any waiting times means greater throughout-the-day efficiency.



## X-RAY SENSOR

The integrated Zen-X sensor, available in two sizes, is housed in the dentist's module, thus speeding up acquisition of intraoral X-ray images. In just a few seconds the reprocessed image is displayed on both monitor and control panel.



## 22" LED MONITOR

A Certified Medical Device (as per EU directive 93/42), the monitor ensures perfect image display and simple interfacing. Users are provided with a broad viewing angle thanks to ergonomic design and the special IPS panel. It can be integrated in the dental unit with either a single arm or a double-jointed arm for more flexible use.



## OUTSTANDING ERGONOMICS

Choosing the (optional) double-jointed arm lets dentists shift the monitor and position it within the treatment area according to their needs. In addition to comfortable use for both dentist and assistant, it also ensures greater involvement of the patient via on-screen imagery.

# USER-FRIENDLY CERTIFIED SYSTEMS

Thanks to close collaboration between Castellini and universities, the hygiene devices developed for Puma ELI Ambidextrous are cutting-edge and ensure a safe clinical environment at all times. As a result of long-term research and analysis, the Autosteril system is certified.



## AUTOSTERIL HELPS SANITISATION AT THE END OF A DAY'S SESSION AND ALLOWS SHORT CYCLES TO BE PERFORMED VIA THE FOLLOWING STEPS:

- circuit draining with compressed air;
- addition of 3% H<sub>2</sub>O<sub>2</sub> to the spray water circuits;
- a liquid 'hold time' suitable for intensive disinfection;
- liquid expelled with compressed air;
- [mains or distilled] water flushing.

### AUTOSTERIL

Puma ELI Ambidextrous can be equipped with Autosteril, the high-standard automatic disinfection system for all the spray water circuits.

Used together with Peroxy Ag+, the Autosteril system ensures a mycobactericide, bactericide and anti-Legionella action, certified by the Sapienza University of Rome. Analysis has demonstrated that the disinfection provided is sufficient to "eradicate all tested microbes from the piping of the dental unit, even with higher contamination levels."



### DVGW CERTIFICATE

The dental unit body is EN 1717 compliant.



### TIME FLUSHING

To drain stagnant fluid from the piping after use, the Time Flushing feature carries out a complete water exchange with a timed flow of the supply fluid.



### S.S.S. BOTTLE

The stand-alone supply system is equipped with a 1.8 litre capacity pressurised tank, easily accessible from outside to facilitate filling or replacement.



# CONSTANT PROTECTION



Only constant protection can effectively contrast potential contamination risks in the surgery and around the patient chair. Designed using elements and strategies that give both patient and dental team constant protection, Puma ELI Ambidextrous surfaces are built to meet all sanitisation needs. Moreover, numerous removable components help keep the workplace healthy and, as far as possible, risk-free.

## S.H.D.

Flushing and sanitisation of the suction system with water and a special liquid take approximately 2 minutes: ideal as a between-patients cleaning procedure.



## REMOVABLE LAMP HANDLES

Venus E operating light handles can be removed easily for thorough cleaning.



## DOUBLE FILTER

Feature allowing independent cannulae selection; the filters can easily be removed to facilitate draining and cleaning operations.



## SUCTION TUBING

The supplied tubing is light and flexible. Alternatively, easy-to-sanitise smooth twin-chamber suction tubing is available.



## REMOVABLE, AUTOCLAVABLE HANDLES

Can be easily removed for maximum hygiene.



## CUSPIDOR BOWL

The cup-and-bowl-fill unit can easily be removed and sterilised in an autoclave. Note that the cuspidor bowl handle is removable and autoclavable.



# A CONNECTED SURGERY



Designed to provide connection to the Internet through Easy Check, the Castellini dental unit features a range of optional cutting-edge digital services. To improve efficiency within the surgery, each dental unit can rely on a real-time remote troubleshooting and technical support service.

## VIRTUAL ASSISTANT

Di.V.A. [Digital Virtual Assistant] is a virtual assistant that optimises the workflow in advanced dental practices. In addition to being viewable on a PC, Di.V.A. can be easily consulted on smartphones and tablets.

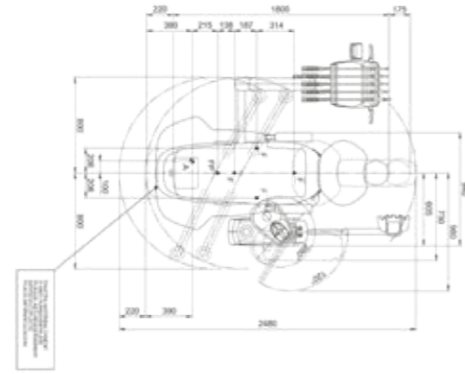
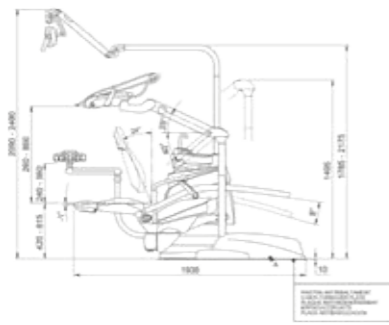
## DASHBOARD

A simple dashboard lets the dentist monitor dental unit activity across all functions and analyse dental practice efficiency. In larger surgeries this is an excellent tool for managing significant workloads and planning maintenance.

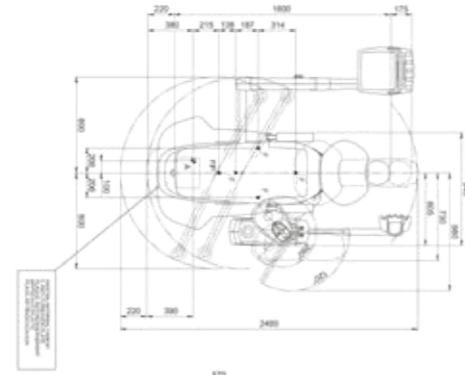
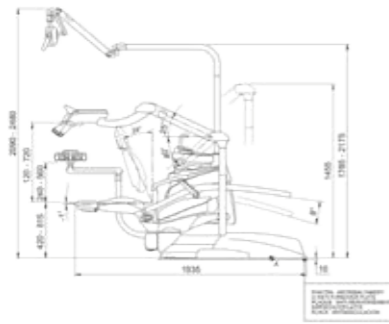


# TECHNICAL SPECIFICATIONS

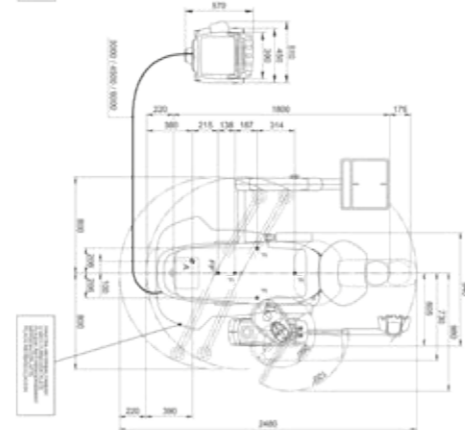
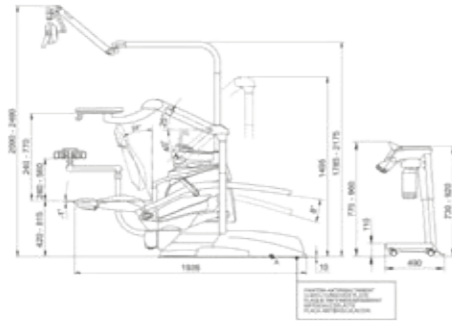
Puma ELI Ambidextrous



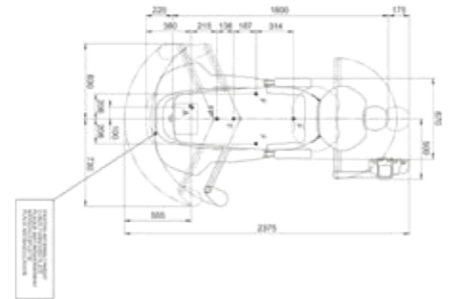
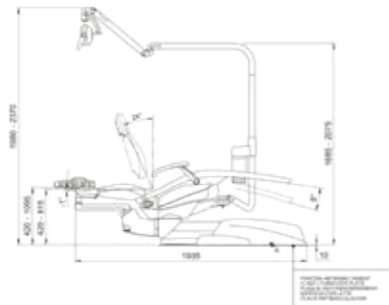
Puma ELI Ambidextrous CP



Puma ELI Ambidextrous CART



Puma ELI Ambidextrous MODULAR



The measures in the drawings are in millimetres.



## COLOUR RANGE

- 102 Atlantic blue
- 113 Pacific blue
- 106 Mediterranean blue
- 136 Indian blue
- 101 Caribbean green
- 123 Polynesian green
- 103 Nevada yellow
- 115 Scottish salmon
- 132 Blueberry violet
- 134 Japanese wisteria
- 135 Venetian red
- 130 Graphite black
- 121 Anthracite grey
- 137 Bright silver

## SURGICAL PADDING

- 198 Atlantic blue
- 183 Pacific blue
- 196 Mediterranean blue
- 186 Indian blue
- 197 Caribbean green
- 193 Polynesian green
- 182 Nevada yellow
- 195 Scottish salmon
- 192 Blueberry violet
- 184 Japanese wisteria
- 194 Venetian red
- 180 Graphite black
- 199 Anthracite grey
- 187 Bright silver



Puma ELI Ambidextrous	Over the patient delivery system	Hanging Tubes	CART	MODULAR OPT	MODULAR HT	MODULAR CART
<b>HYGIENE SYSTEM</b>						
Separate Supply System	<input type="radio"/>	<input type="radio"/>	<input type="radio"/>	<input type="radio"/>	<input type="radio"/>	<input type="radio"/>
Autosteril A (Automatic) for disinfection of the water circuit	<input type="radio"/>	<input type="radio"/>	<input type="radio"/>	-	-	-
Timed Flushing (quick water circuit flush cycle)	<input type="radio"/>	<input type="radio"/>	<input type="radio"/>	-	-	-
Suction Hose Disinfection (suction system wash and disinfection)	<input type="radio"/>	<input type="radio"/>	<input type="radio"/>	-	-	-
<b>DENTIST'S MODULE</b>						
LCD control panel	<input type="radio"/>	<input type="radio"/>	<input type="radio"/>	<input type="radio"/>	<input type="radio"/>	<input type="radio"/>
Turbine KIT complete with Silent Power Evo 2 handpiece	<input checked="" type="radio"/>	<input checked="" type="radio"/>	<input checked="" type="radio"/>	<input checked="" type="radio"/>	<input checked="" type="radio"/>	<input checked="" type="radio"/>
Complete turbine kit with Silent Power Evo 4L fibre optics, quick coupling handpiece	<input type="radio"/>	<input type="radio"/>	<input type="radio"/>	-	-	-
Complete turbine kit with Silent Power Evo Miniature fibre optics, quick coupling handpiece	<input type="radio"/>	<input type="radio"/>	<input type="radio"/>	<input type="radio"/>	<input type="radio"/>	<input type="radio"/>
Handy Power induction Micromotor Kit [100 - 40,000 RPM - 3.3 Ncm]	<input checked="" type="radio"/>	<input checked="" type="radio"/>	<input checked="" type="radio"/>	<input checked="" type="radio"/>	<input checked="" type="radio"/>	<input checked="" type="radio"/>
Handy Power LED fibre optics induction Micromotor Kit [100 - 40,000 RPM - 3.3 Ncm]	<input type="radio"/>	<input type="radio"/>	<input type="radio"/>	<input type="radio"/>	<input type="radio"/>	<input type="radio"/>
Implanter LED induction Micromotor fibre optics kit [100 - 50,000 rpm - 5.3 Ncm]	<input type="radio"/>	<input type="radio"/>	<input type="radio"/>	<input type="radio"/>	<input type="radio"/>	<input type="radio"/>
Piezosteril 6 scaler kit complete with 4 tips	<input type="radio"/>	<input type="radio"/>	<input type="radio"/>	<input type="radio"/>	<input type="radio"/>	<input type="radio"/>
Piezolight 6 scaler kit with fibre optics with 4 tips	<input type="radio"/>	<input type="radio"/>	<input type="radio"/>	<input type="radio"/>	<input type="radio"/>	<input type="radio"/>
T-LED curing light kit	<input type="radio"/>	<input type="radio"/>	<input type="radio"/>	<input type="radio"/>	<input type="radio"/>	<input type="radio"/>
Instrument lever stop kit	<input type="radio"/>	-	-	<input type="radio"/>	-	-
3-way stainless steel syringe kit	<input checked="" type="radio"/>	<input checked="" type="radio"/>	<input checked="" type="radio"/>	<input checked="" type="radio"/>	<input checked="" type="radio"/>	<input checked="" type="radio"/>
6-way stainless steel syringe kit	<input type="radio"/>	<input type="radio"/>	<input type="radio"/>	<input type="radio"/>	<input type="radio"/>	<input type="radio"/>
Integrated X-ray sensor	<input type="radio"/>	<input type="radio"/>	-	<input type="radio"/>	<input type="radio"/>	-
LAEC	<input type="radio"/>	<input type="radio"/>	<input type="radio"/>	<input type="radio"/>	<input type="radio"/>	<input type="radio"/>
<b>ASSISTANT'S MODULE</b>						
T-LED curing light kit	<input type="radio"/>	<input type="radio"/>	<input type="radio"/>	<input type="radio"/>	<input type="radio"/>	<input type="radio"/>
3-way stainless steel syringe kit	<input type="radio"/>	<input type="radio"/>	<input type="radio"/>	<input type="radio"/>	<input type="radio"/>	<input type="radio"/>
6-way stainless steel syringe kit	<input type="radio"/>	<input type="radio"/>	<input type="radio"/>	<input type="radio"/>	<input type="radio"/>	<input type="radio"/>
Removable and disinfected suction tubes	<input checked="" type="radio"/>	<input checked="" type="radio"/>	<input checked="" type="radio"/>	<input checked="" type="radio"/>	<input checked="" type="radio"/>	<input checked="" type="radio"/>
Removable and autoclavable suction cannulae	<input checked="" type="radio"/>	<input checked="" type="radio"/>	<input checked="" type="radio"/>	<input checked="" type="radio"/>	<input checked="" type="radio"/>	<input checked="" type="radio"/>
Assistant's module with 4 holders and capacitive keypad, mounted on single arm	<input checked="" type="radio"/>	<input checked="" type="radio"/>	<input checked="" type="radio"/>	-	-	-
Assistant's module with 4 holders and capacitive keypad, mounted on double arm	<input type="radio"/>	<input type="radio"/>	<input type="radio"/>	-	-	-
Assistant's module with 4 holders and capacitive keypad, mounted on double arm and height-adjustable	<input type="radio"/>	<input type="radio"/>	<input type="radio"/>	<input type="radio"/>	<input type="radio"/>	<input type="radio"/>
Assistant's module with 5 holders and capacitive keypad, mounted on single arm	<input type="radio"/>	<input type="radio"/>	<input type="radio"/>	-	-	-
Assistant's module with 5 holders and capacitive keypad, mounted on double arm	<input type="radio"/>	<input type="radio"/>	<input type="radio"/>	-	-	-
Assistant's module with 5 holders and capacitive keypad, mounted on double arm and height-adjustable	<input type="radio"/>	<input type="radio"/>	<input type="radio"/>	<input type="radio"/>	<input type="radio"/>	<input type="radio"/>
Tray holder table on assistant's module	<input type="radio"/>	<input type="radio"/>	<input type="radio"/>	-	-	-
<b>OPERATING LAMP</b>						
Venus E LED lamp	<input checked="" type="radio"/>	<input checked="" type="radio"/>	<input checked="" type="radio"/>	<input checked="" type="radio"/>	<input checked="" type="radio"/>	<input checked="" type="radio"/>
Venus Plus lamp	<input type="radio"/>	<input type="radio"/>	<input type="radio"/>	<input type="radio"/>	<input type="radio"/>	<input type="radio"/>
Venus LED lamp	<input type="radio"/>	<input type="radio"/>	<input type="radio"/>	<input type="radio"/>	<input type="radio"/>	<input type="radio"/>
Venus LED MCT lamp	<input type="radio"/>	<input type="radio"/>	<input type="radio"/>	<input type="radio"/>	<input type="radio"/>	<input type="radio"/>
<b>UNIT BODY</b>						
Removable and position-adjustable cuspidor bowl	<input checked="" type="radio"/>	<input checked="" type="radio"/>	<input checked="" type="radio"/>	-	-	-
Cup filling sensor	<input type="radio"/>	<input type="radio"/>	<input type="radio"/>	-	-	-
Water-to-cup heater	<input type="radio"/>	<input type="radio"/>	<input type="radio"/>	-	-	-
Instrument spray heater	<input type="radio"/>	<input type="radio"/>	<input type="radio"/>	<input type="radio"/>	<input type="radio"/>	<input type="radio"/>
Independent cannulae selection	<input type="radio"/>	<input type="radio"/>	<input type="radio"/>	-	-	-
Quick coupling for air/water supply for external device	<input type="radio"/>	<input type="radio"/>	<input type="radio"/>	<input type="radio"/>	<input type="radio"/>	<input type="radio"/>
Multimedia cables and PC connections	<input type="radio"/>	<input type="radio"/>	<input type="radio"/>	<input type="radio"/>	<input type="radio"/>	<input type="radio"/>
Tray holder table in place of bowl	<input type="radio"/>	<input type="radio"/>	<input type="radio"/>	-	-	-
<b>PATIENT CHAIR</b>						
Pneumatic release headrest with 3-axis movement	<input type="radio"/>	<input type="radio"/>	<input type="radio"/>	<input type="radio"/>	<input type="radio"/>	<input type="radio"/>
Double-jointed headrest with 2-axis movement	<input checked="" type="radio"/>	<input checked="" type="radio"/>	<input checked="" type="radio"/>	<input checked="" type="radio"/>	<input checked="" type="radio"/>	<input checked="" type="radio"/>
Lateral slide foot control complete with joystick	<input checked="" type="radio"/>	<input checked="" type="radio"/>	<input checked="" type="radio"/>	<input checked="" type="radio"/>	<input checked="" type="radio"/>	<input checked="" type="radio"/>
Lateral slide foot control complete with joystick - wireless	<input type="radio"/>	<input type="radio"/>	<input type="radio"/>	<input type="radio"/>	<input type="radio"/>	<input type="radio"/>
Pressure-operated foot control with Joystick and spray on/off kit	<input type="radio"/>	<input type="radio"/>	<input type="radio"/>	<input type="radio"/>	<input type="radio"/>	<input type="radio"/>
Pressure-operated foot control with Joystick and spray on/off kit - wireless	<input type="radio"/>	<input type="radio"/>	<input type="radio"/>	<input type="radio"/>	<input type="radio"/>	<input type="radio"/>
Foot control, Power Pedal type	<input type="radio"/>	<input type="radio"/>	<input type="radio"/>	<input type="radio"/>	<input type="radio"/>	<input type="radio"/>
Foot control, Power Pedal type - wireless	<input type="radio"/>	<input type="radio"/>	<input type="radio"/>	<input type="radio"/>	<input type="radio"/>	<input type="radio"/>
Left armrest	<input type="radio"/>	<input type="radio"/>	<input type="radio"/>	<input type="radio"/>	<input type="radio"/>	<input type="radio"/>
Right armrest	<input type="radio"/>	<input type="radio"/>	<input type="radio"/>	<input type="radio"/>	<input type="radio"/>	<input type="radio"/>

● = supplied as standard ○ = optional - = not available